


HOW TO SCREEN PRINT

A TAIL OF A FOUR COLOUR PROCESS PRINT...

USING A
MANUAL
CAROUSEL


ARTWORK



EVERY DESIGN IS SEPARATED INTO COLOURS, EACH COLOUR IS PLACED IN AN INDIVIDUAL LAYER



ONCE ARTWORK IS SEPARATED EACH LAYER IS PRINTED OUT ON A TRANSPARENT FILM




EACH FILM (SEPARATE COLOUR) IS PLACED ONTO A MESH SCREEN READY TO BE EXPOSED



EACH SCREEN IS EXPOSED UNDER STRONG LIGHT TO TRANSFER THE DESIGN FROM THE FILM



IF THERE IS MORE THAN ONE COLOUR IN THE ARTWORK YOU NEED TO LINE THE COLOURS UP



MOST ARTWORK REQUIRES RESPOKE INK TO BE MIXED

SCREEN PRINT ESSENTIALS

SCREENPRINTING PRESS - THERE ARE SEVERAL TYPES INCLUDING THE FLAT-BED, CYLINDER AND CAROUSEL

SCREEN - MESH STRETCHED OVER A FRAME


FILM (OR STENCIL) - BLOCKS OFF PARTS OF THE SCREEN IN THE NEGATIVE IMAGE OF THE DESIGN TO BE PRINTED

EXPOSURE UNIT - BURNS AWAY THE UNNECESSARY EMULSION LEAVING BEHIND A CLEAN AREA IN THE MESH WITH THE IDENTICAL SHAPE AS THE DESIRED IMAGE

PALLET - USED TO PLACE THE GARMENT ON

INK - USUALLY PLASTERSOL


SQUEEGEE - A RUBBER BLADE USED TO PUSH THE INK THROUGH THE HOLES IN



USING A SQUEEGEE THE INK IS FORCED THROUGH THE MESH OF THE SCREEN ONTO THE GARMENT



EACH GARMENT IS CURED THROUGH A DRYER TO ENSURE INK DOES NOT RUN OUT WHEN WASHED



THIS IS THE FINAL RESULT - A SOFT, SMOOTH, FEEL AND BRIGHT, VIBRANT, COLOURS

WWW.WOVENINC.COM

WOVEN INC ARE SCREEN PRINT AND GARMENT CUSTOMISATION SPECIALISTS PROVIDING A RANGE OF SERVICES INCLUDING SCREEN PRINTING, EMBROIDERY, HEAT SEAL, DIGITAL TRANSFERS AND GARMENT FINISHING



screenprinting
embroidery
& garment customisation
specialists